



SAFETY GUIDELINES FOR VARIOUS TYPES OF BRUSH CUTTERS



ABOUT US

Chandakagro equipment offers the best quality agricultural equipment at an affordable price. We have a various range of products like Brush Cutter, mini tiller, car washer, sprayers, etc.

Personal Protective Equipment (PPE)

- Wear appropriate PPE, including safety glasses, ear protection, gloves, and steel-toed boots while using a brush cutter.
- Use long pants and sleeves to protect against debris.



Pre- Operation Inspection

01

Inspect the brush cutter for any damage or loose parts.

02

Ensure the cutting head is properly attached and secure.

03

Verify fuel levels (for gas-powered) or battery charge (for electric/battery-operated).





Area Inspection and Preparation

01


Clear the work area of debris, rocks, or other potential hazards.

02

Mark any hidden obstacles, like rocks or tree stumps.

03

Inform others in the vicinity about the ongoing operation.



Safe Operating Practices

01


Maintain a stable stance and proper balance while operating.

02

Keep hands away from the cutting head and hot engine parts.



03

Be cautious of kickback and always cut at waist level or below.



Fueling and Battery Handling




- ➔ Use approved containers for fuel.
- ➔ Allow the engine to cool before refueling (for gas-powered).
- ➔ Follow proper charging procedures (for electric/battery-operated).





THANK YOU



 +91-9414481649
 www.chandakagro.com
 enquiry@chandakagro.com

 D-11 RIICO Industrial Area Phase-1
Hanumangarh Jn Pin :335512
Rajasthan, India